





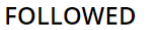

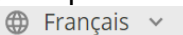



## Reliable, evidence-based practice information: tips for proper use of DynaMed

[DynaMed](#) is a point-of-care tool available to you for making clinical decisions. The content is collected and written by a team of international top physicians and specialists. They synthesized available evidence and provide objective analysis and transparent details to assist in the clinical decision-making process. DynaMed was voted best Point-of-Care tool in the Clinical Decision Support category in the [2022 Best in KLAS: Software and Services Report](#) in February 2021 & 2022. [KLAS](#) is a research organisation specialising in tracking and reporting the performance of vendors such as Wolters Kluwer, Elsevier and EBSCO to the medical industry.


### How do you make the best use of DynaMed?

1. Create a [personal account](#). The advantage is that you can set personal notifications on topics and themes. This way you get [current updates](#), you can [follow topics](#) and filter on updates.
2. Within the institution, go to [www.dynamed.com](http://www.dynamed.com), click on , complete the form once.
3. Use your new login details for any device (PC, laptop, smartphone, tablet) and . The DynaMed website works well on any smartphone. The advantage over the DynaMed app is that no downloads are required. See [How to Add a Website Shortcut to Your iPhone/iPad Home Screen](#).
4. Topics can be [printed](#), [followed](#), [cited](#) and [shared](#) respectively by clicking on the icons next to your search result:    
5. As soon as at least 1 topic is followed, these 2 tabs appear   in your personal DynaMed page.
6. Search in French; select  Français  Chercher enter your search term.

### Access DynaMed on your smartphone via an app

1. Go to the iOS App Store or Google Play Store. Search for DynaMed.
2. [Download the app](#). Sign in with your [personal account](#).
3. Choose whether you want to download the content (with or without images) or if you only want online access. *Note: It is recommended that you are connected to a wireless network when downloading content for the first time.*

### Use the FEEDBACK option in DynaMed

In DynaMed there is the possibility to ask the EBSCO editors via the  Feedback button to add certain topics or themes. The DynaMed-team will investigate if this is possible and send you a response.

### Additional DynaMed instructional videos

[DynaMed - Tutorial](#) (3:39)

[Advance Your DynaMed Search Skills: Tips and Tricks to Find Answers Even Faster](#) (3:18)

[DynaMed - Creating a Personal User Account – Tutorial](#) (1:20)

[Following Topics in DynaMed - Tutorial](#) (1:29)

[DynaMed: Transforming Clinical Decision Support](#) (50:41)

[DynaMed Mobile App - Tutorial](#) (4:34)